



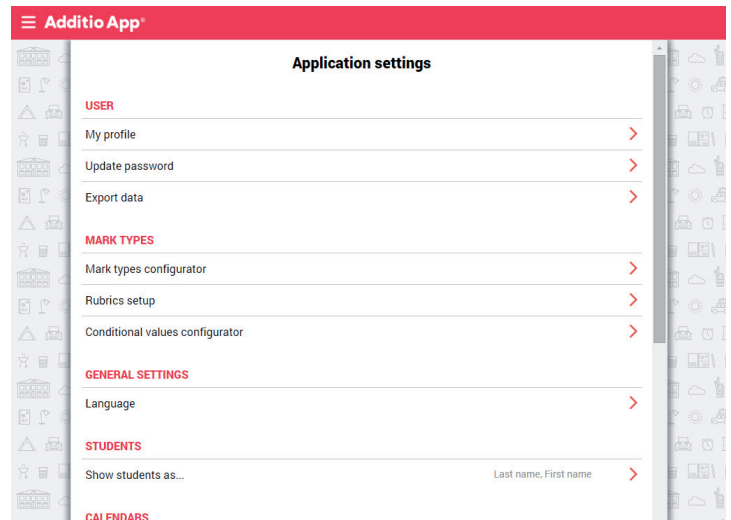
Discover Additio App!

First steps



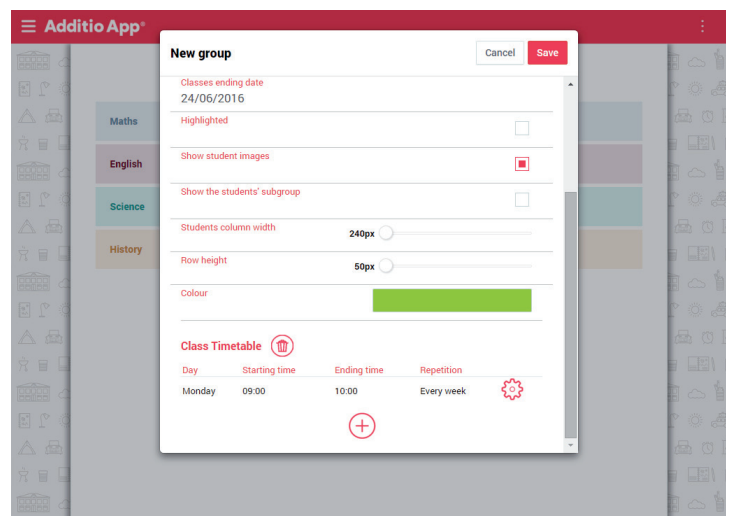
1. Main menu > Settings

Customize your own Mark types, assign your public and school holidays... among other customizable options.



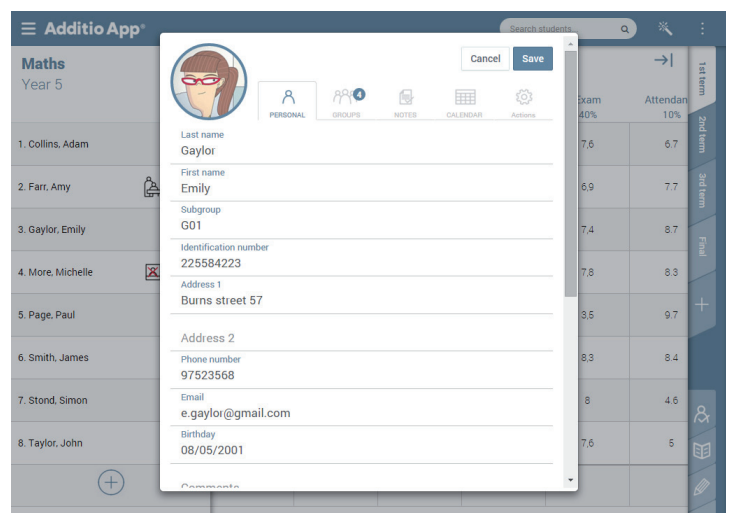
2. Group-class

Create as many groups as you need, choose a color for each one, define the class schedule.




3. Students

You can import your students list from the educational platform of your area, massively with the editor or one by one from the app.





Discover Additio App! Features



Gradebook

1. Types of mark

A) Use any of the predetermined Mark types:

Text

Numeric keyboard

Numeric selector 0 – 10 and 0 – 100

Textual selector A – F

Textual selector Fail – Excellent

Icon selector: faces

Attendance

B) Create your own Types of mark:

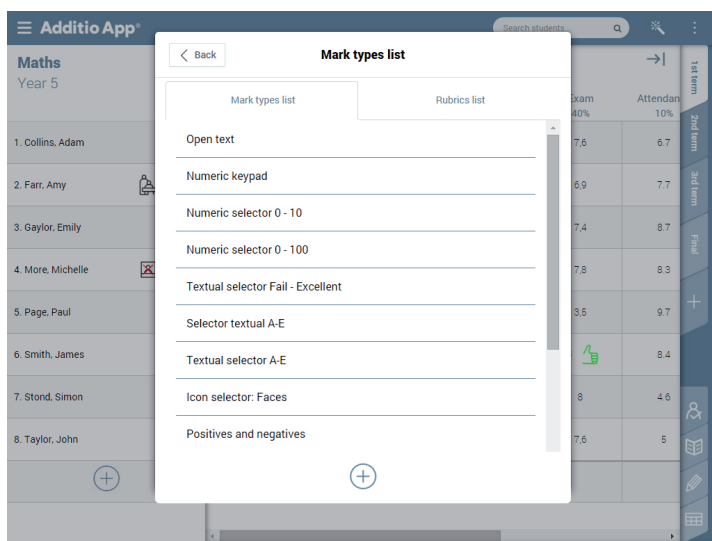
Open text

Numeric keyboard

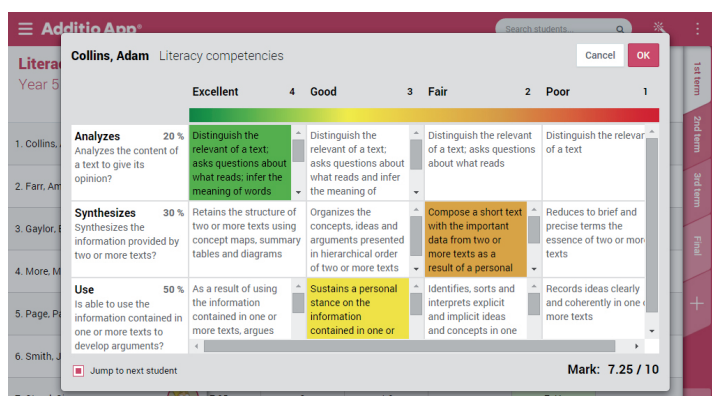
Numeric selector

Value selector

Icon selector



2. Enjoy multiple resources to assess: positive and negatives, rubrics, calculations based on attendance...



3. With the calculation columns and the efficient Formula Generator you will get the average marks of your students with a format very similar to Excel.

	Exercises average 30%	Exam 40%	Attendance 10%	Participation 10%	Final average First term
1. Collins, Adam	7.85	7.6	6.7	7.2	6.99
2. Farr, Amy	5.5	6.9	7.7	6.2	6
3. Gaylor, Emily	6.7	7.4	8.7	8.2	6.86
4. More, Michelle	7.7	7.8	8.3	6.4	7.2
5. Page, Paul	4	3.5	9.7	6.4	4.51
6. Smith, James	8.8	8.3	8.4	7.2	7.92

Hide, Sort, Edit
and Delete
the columns
you have created by
clicking on them.

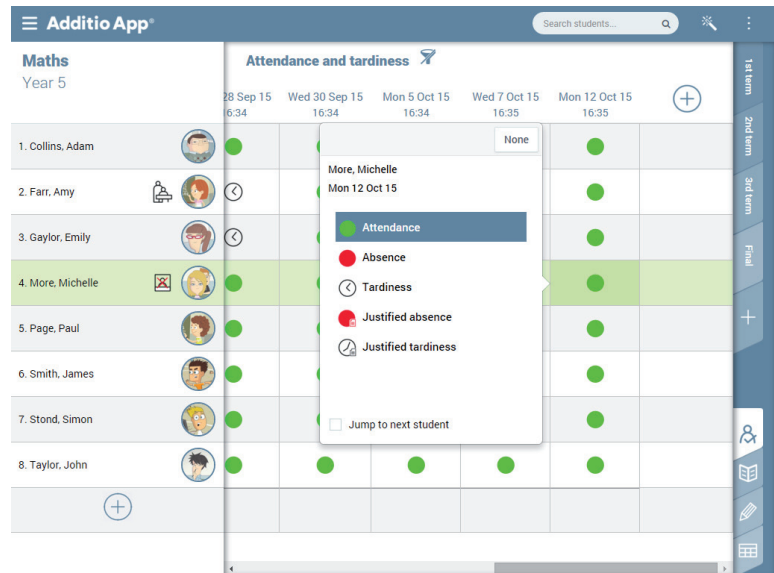


Discover Additio App! Features



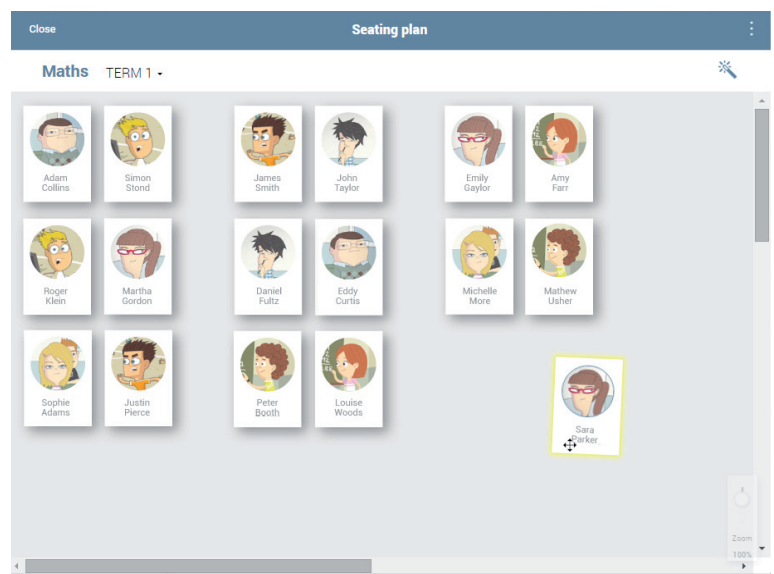
Attendance list

1. **Record** the daily attendance of your students with the predetermined icons or choose those you want to use and define the corresponding value to evaluate the attendance.
2. **Apply** the filter to hide the attendance of a certain period.
3. **Export** the group's attendance in csv (Excel) format or a certain student's attendance with the individual report.



Seating plan

1. **Create** up different seating plans for each group-class and see the photo and the name of the students.
2. Freely **distribute** the students in the classroom and create workgroups.
3. **Pick** a random student within the plan using the magic wand.
4. **Hide and display** students.



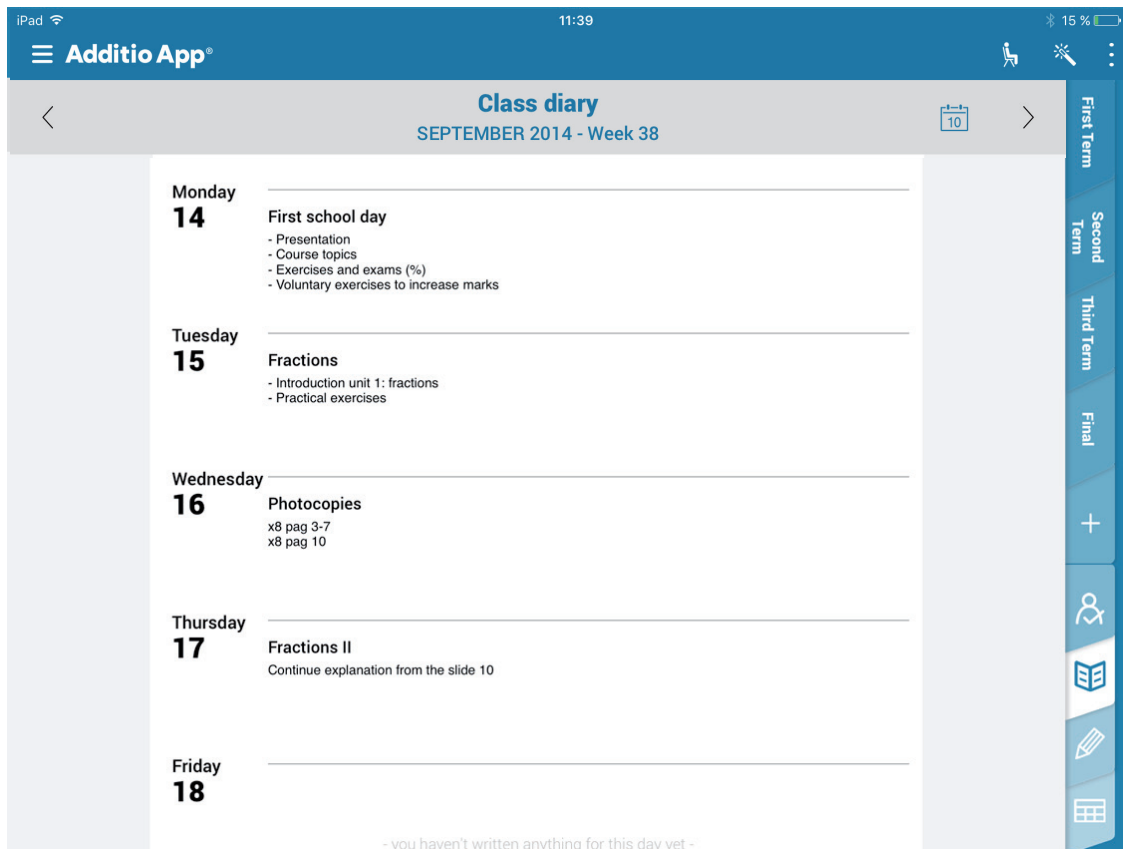


Discover Additio App! Features

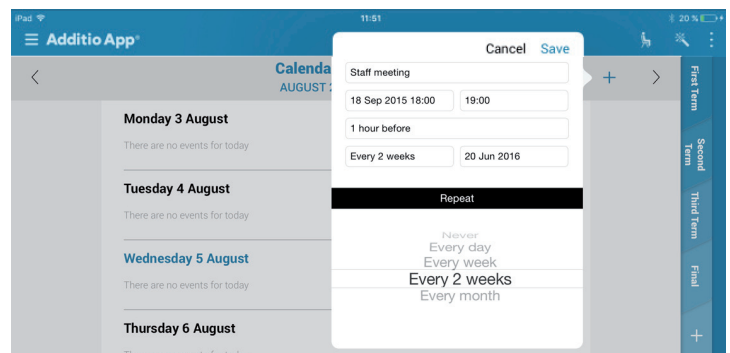


Class diary and planning

1. Each group-class has its own diary.
2. You will have access to the weekly vertical view that will allow you to visualize the schedule and the follow-up of the group-class.
3. You will be able to attach documents and images to use them in the classroom.

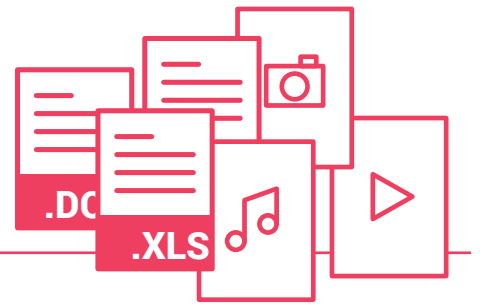


4. Plan your events with the calendar and create reminders.



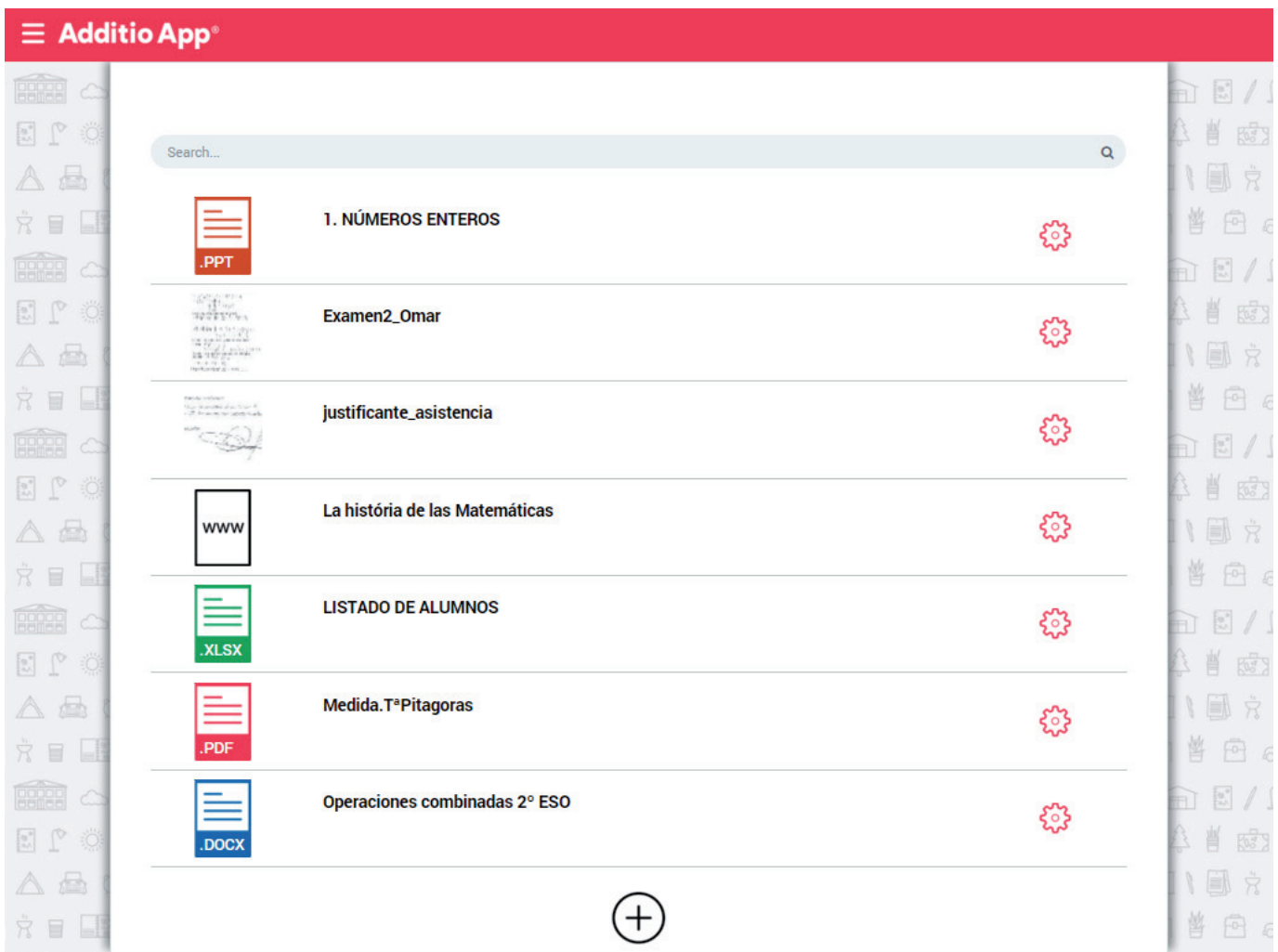


Discover Additio App! Features



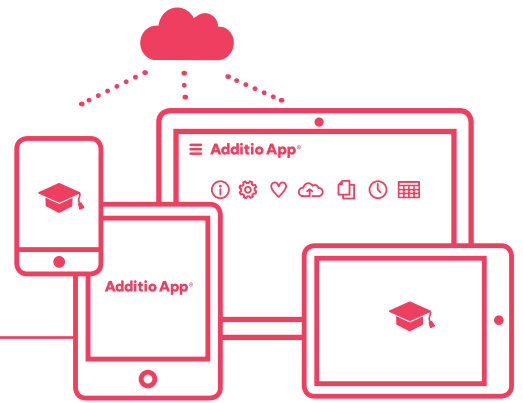
Resoruces

1. **Import and manage** different types of files for your classes: documents, images or URL links.
2. **Also attach resources** to the Class diary, each student's card, cells, notes...
3. **Store and visualize** the most frequent file formats: pdf, Excel, Word, jpg...



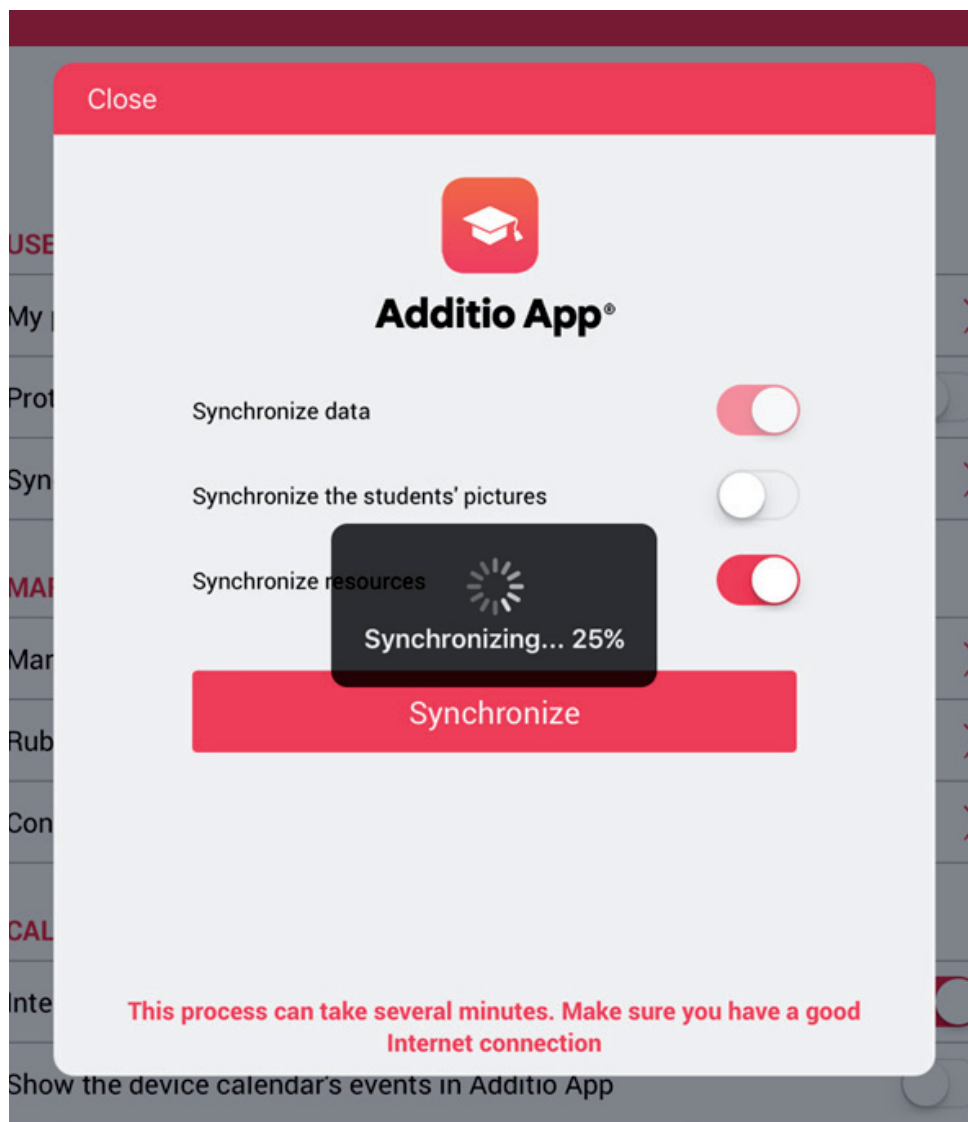


Discover Additio App! Features



Data synchronisation

1. **Keep updated** your information between all your devices: Tablet, Smartphone and computer.
2. **Access** to your data anytime and anywhere.
3. **Protect** your information at all times, without having to worry create backups.





Discover Additio App!

Other features

About the app

- 1. Timetable:** Use a practical timetable with weekly view and completely configurable, two week timetable (A-B)...
- 2. Calendar:** Create events with notifications, view classes and holidays with a weekly or monthly display, and integrate it all in your device...
- 3. Notes:** Organize your meetings, group events and interviews.
- 4. Informes y estadísticas:** Create completely customisable reports with charts, tables and marks.
- 5. Exportation:** Export all the application data in Excel.
- 6. Comunicación:** Contact by email with students and their responsible.
- 7. Highly customizable:** Multiple configuration options in different features.
- 8. Help:** Personalized customer service, with tutorials and how-to videos.
- 9. Offline:** Use the app in your tablet and smartphone even though you don't have an Internet connection.
- 10. Security and data protection:** System in compliance with the latest international security standards.

